


















EASY COLESLAW DRESSING (page 1)

STEPS	INGREDIENTS	PROCEDURES
<p>1</p>	<p> 1/4 cup mayonnaise</p> <p> 1 tablespoon sugar</p> <p> 2 teaspoons lemon juice</p> <p> 2 teaspoons vinegar</p> <p> 1/8 teaspoon pepper & 1/8 teaspoon salt</p> <p> wire whisk  bowl</p>	<p>Measure all of the ingredients into a bowl and stir until smooth.</p> 

COLESLAW (page 2)

STEPS	INGREDIENTS	PROCEDURE																												
<p style="text-align: center; font-size: 2em; font-weight: bold;">2</p>	<div style="display: flex; flex-direction: column; align-items: center;"> <div style="display: flex; align-items: center; margin-bottom: 10px;">  <div style="margin-left: 10px;">1/2 bag coleslaw</div> </div> <div style="display: flex; align-items: center; margin-bottom: 10px;">  <div style="margin-left: 10px;">dressing</div> </div> <div style="display: flex; align-items: center; margin-bottom: 10px;">  <div style="margin-left: 10px;">mixing spoon</div> </div> <div style="display: flex; align-items: center; margin-bottom: 10px;">  <div style="margin-left: 10px;">mixing bowl</div> </div> <div style="display: flex; align-items: center; margin-bottom: 10px;">  <div style="margin-left: 10px;">rubber spatula</div> </div> <div style="display: flex; align-items: center; margin-bottom: 10px;">  </div> <div style="display: flex; align-items: center;">  </div> </div> <p style="margin-top: 10px;">Add-ins: (apples, mandarin oranges, raisins, craisins, sunflower seeds)</p>	<p>Place coleslaw into large bowl.</p> <div style="text-align: center; margin: 10px 0;">  </div> <p>Add the dressing into the coleslaw and mix together until well coated.</p> <div style="text-align: center; margin: 10px 0;">  </div> <p>Add whatever add-ins you desire.</p> <div style="border: 1px solid black; padding: 5px; margin-top: 10px;"> <p style="text-align: center; font-weight: bold; margin: 0;">Nutrition Facts</p> <p style="margin: 0;">4 servings per container</p> <p style="margin: 0;">Serving size 1/4 of recipe</p> <hr/> <p style="margin: 0;">Amount per serving</p> <p style="margin: 0;">Calories 120</p> <hr/> <p style="text-align: right; margin: 0; font-size: 0.8em;">% Daily Value*</p> <table style="width: 100%; border-collapse: collapse; font-size: 0.8em;"> <tr> <td style="border-top: 1px solid black; border-bottom: 1px solid black;">Total Fat 10g</td> <td style="text-align: right; border-top: 1px solid black; border-bottom: 1px solid black;">13%</td> </tr> <tr> <td style="border-bottom: 1px solid black;">Saturated Fat 1.5g</td> <td style="text-align: right; border-bottom: 1px solid black;">8%</td> </tr> <tr> <td style="border-bottom: 1px solid black;">Trans Fat 0g</td> <td style="border-bottom: 1px solid black;"></td> </tr> <tr> <td style="border-bottom: 1px solid black;">Cholesterol 5mg</td> <td style="text-align: right; border-bottom: 1px solid black;">2%</td> </tr> <tr> <td style="border-bottom: 1px solid black;">Sodium 170mg</td> <td style="text-align: right; border-bottom: 1px solid black;">7%</td> </tr> <tr> <td style="border-bottom: 1px solid black;">Total Carbohydrate 6g</td> <td style="text-align: right; border-bottom: 1px solid black;">2%</td> </tr> <tr> <td style="border-bottom: 1px solid black;">Dietary Fiber 0g</td> <td style="text-align: right; border-bottom: 1px solid black;">0%</td> </tr> <tr> <td style="border-bottom: 1px solid black;">Total Sugars 5g</td> <td style="border-bottom: 1px solid black;"></td> </tr> <tr> <td style="border-bottom: 1px solid black;">Includes 3g Added Sugars</td> <td style="text-align: right; border-bottom: 1px solid black;">6%</td> </tr> <tr> <td style="border-bottom: 1px solid black;">Protein 1g</td> <td style="border-bottom: 1px solid black;"></td> </tr> <tr> <td style="border-bottom: 1px solid black;">Vitamin D 0mcg</td> <td style="text-align: right; border-bottom: 1px solid black;">0%</td> </tr> <tr> <td style="border-bottom: 1px solid black;">Calcium 25mg</td> <td style="text-align: right; border-bottom: 1px solid black;">2%</td> </tr> <tr> <td style="border-bottom: 1px solid black;">Iron 0mg</td> <td style="text-align: right; border-bottom: 1px solid black;">0%</td> </tr> <tr> <td style="border-bottom: 1px solid black;">Potassium 8mg</td> <td style="text-align: right; border-bottom: 1px solid black;">0%</td> </tr> </table> <p style="font-size: 0.7em; margin-top: 5px;">*The % Daily Value tells you how much a nutrient in a serving of food contributes to a daily diet. 2,000 calories a day is used for general nutrition advice.</p> </div>	Total Fat 10g	13%	Saturated Fat 1.5g	8%	Trans Fat 0g		Cholesterol 5mg	2%	Sodium 170mg	7%	Total Carbohydrate 6g	2%	Dietary Fiber 0g	0%	Total Sugars 5g		Includes 3g Added Sugars	6%	Protein 1g		Vitamin D 0mcg	0%	Calcium 25mg	2%	Iron 0mg	0%	Potassium 8mg	0%
Total Fat 10g	13%																													
Saturated Fat 1.5g	8%																													
Trans Fat 0g																														
Cholesterol 5mg	2%																													
Sodium 170mg	7%																													
Total Carbohydrate 6g	2%																													
Dietary Fiber 0g	0%																													
Total Sugars 5g																														
Includes 3g Added Sugars	6%																													
Protein 1g																														
Vitamin D 0mcg	0%																													
Calcium 25mg	2%																													
Iron 0mg	0%																													
Potassium 8mg	0%																													