





Jiffy Mix Chocolate Chip Cookies

Makes 24 Servings; 2 per serving

Nutrients Per Serving:

100 Calories | 6 Fat (2g Saturated) | 13 g Carbohydrates | 8g Added Sugar | 1g Protein | 75 mg Sodium | 0g Fiber

Equipment Needed

				
Oven	Spatula	Cookie sheet	Dry measuring cups	Rubber spatula
				
Small cookie scoop	Mixing bowl	Liquid measuring cup		

Ingredients Needed







Brand names that may be used in this recipe are not intended to endorse brands. Use any brand of your choice.

				
Jiffy cake mix	1 egg	1/2 cup mini chocolate chips	1/4 cup vegetable oil	

Recipe continued on back page.

Directions

(Tbsp = tablespoon, tsp = teaspoon)

<p>1</p>  <p>Wash hands.</p>	<p>2</p>  <p>Preheat oven to 375°F.</p>	<p>3</p>  <p>In a large bowl, mix together 1 box cake mix, 1 egg, and 1/4 cup oil.</p>	<p>4</p>  <p>Stir in 1/2 cup mini chocolate chips into batter.</p>
<p>5</p>  <p>Using a cookie scoop, drop cookie dough onto cookie sheet, 3 across and 4 down leaving space between the cookies as they will spread while baking.</p>	<p>6</p>  <p>Bake 10-12 minutes or until golden brown. Enjoy!</p>		